

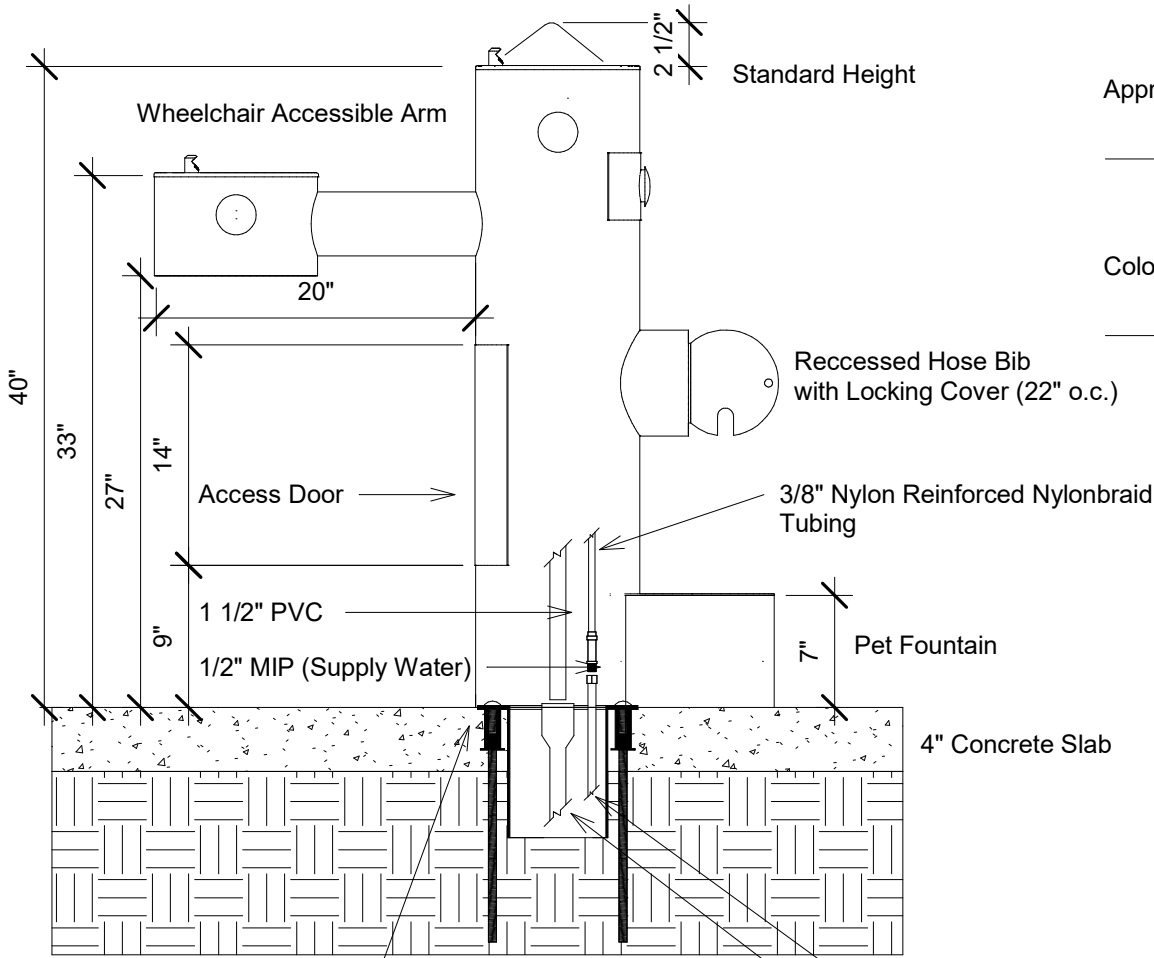
STANDARD FRONT APPROACH

① **440 SM&SMSSFA**

1" = 1'-0"

Pet Fountain
Recessed Hose Bib with Locking Cover

Most Dependable Fountains, INC.
5705 Commander Dr. PO Box 587
Arlington, TN 38002
Phone: (901-867-0039)
www.mostdependable.com



Approval Signature: _____

Color Selection: _____

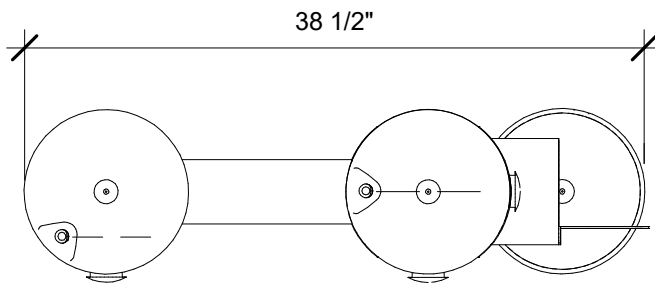
- Select Material Type:
- 304 Stainless Steel
 - 316 Stainless Steel

- Installation Option
- Internal Surface Mount
 - Unattached Valve Box
 - Cut Off Low Point Drain

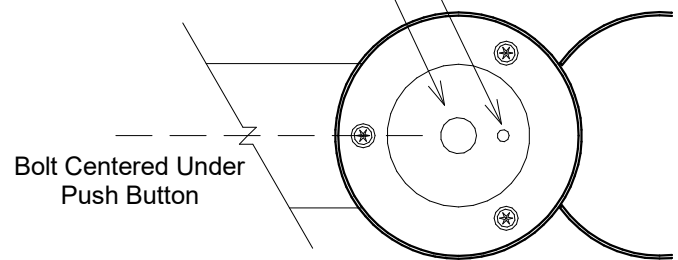
Note:
3" Air Gap Between
Water Fixture &
Top of Pet Bowl Rim

***Optional Internal
Surface Mount***

Supply Line By Other
Drain Line By Other



Point of Approach/
Front



ADA Clearance Note:
30" Minimum width from
center of ADA push button.



- Water Stream Path
- ⊗ Surface Mounting Bolt Location