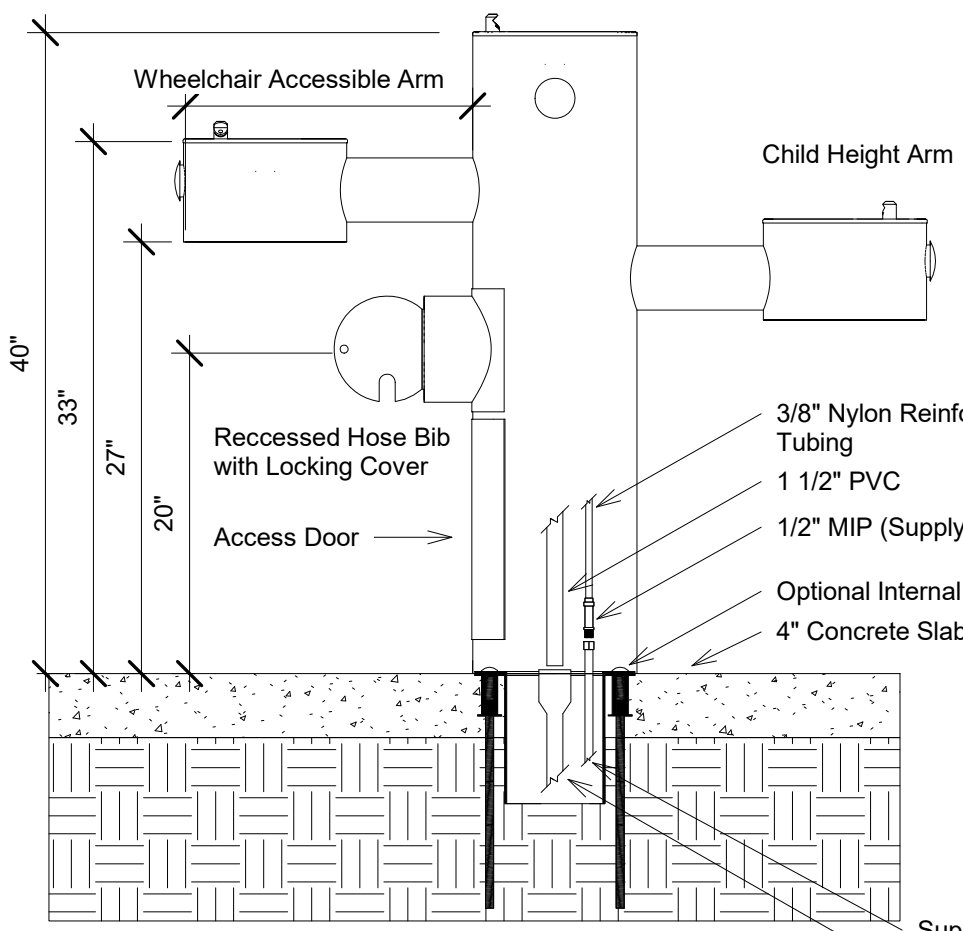


1 493 SM&SMSS  
1" = 1'-0"

Recessed Hose Bib with Locking Cover

Most Dependable Fountains, INC.  
5705 Commander Dr. PO Box 587  
Arlington, TN 38002  
Phone: (901-867-0039)  
www.mostdependable.com

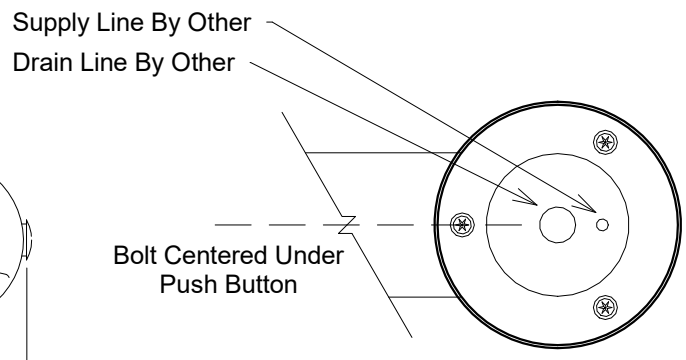
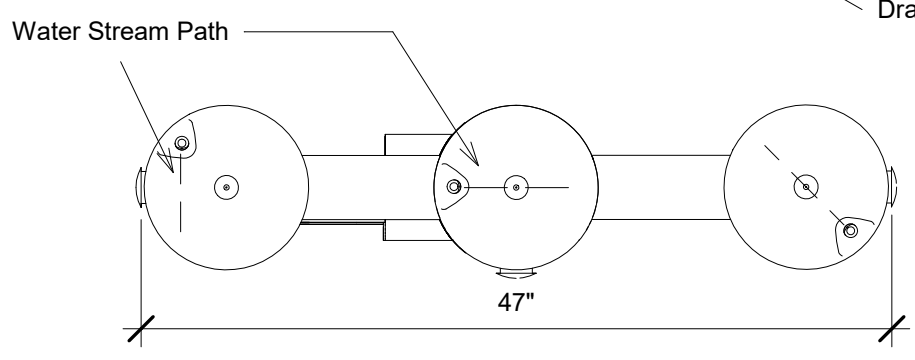


Approval Signature:  
\_\_\_\_\_

Color Selection:  
\_\_\_\_\_

- 3/8" Nylon Reinforced Nylonbraid Tubing
- 1 1/2" PVC
- 1/2" MIP (Supply Water)
- Optional Internal Surface Mount
- 4" Concrete Slab

- Select Material Type:
- Black Iron
  - 304 Stainless Steel
  - 316 Stainless Steel



- Solid engineering and intuitive design.
- Sanitary recessed spout.
- Maintenance friendly and built "tank tough".
- Push button requires less than 5 lbs of pressure to operate.
- One piece welded construction.
- Optional 10" stainless steel surface carrier is recommended for easier installation.
- Simple winterization if applicable.
- Supply connection stops above grade behind the access door.
- All products including 'SS' are powder coated for extra protection.
- Weight: 190 lbs.

**ADA Clearance Note:**  
30" Minimum width from center of ADA push button.

